

BIPEA MEMBER AREA

How to enter and submit your results?

- Log in to the BIPEA member area
- Click on **MY SCHEDULE AND FORMS**
- A table appears, providing information about the PTS you are enrolled in. By default, current and upcoming PTS are displayed. However, you can use the shortcuts (in yellow) or the drop-down menus to customise how the information is displayed.
- Open your forms by clicking on “Form access”

Search Filters and Shortcuts

Series:

Series

Program:

Program

Matrix:

Matrix

Answer before:

Statut:

Statut

Tests status:

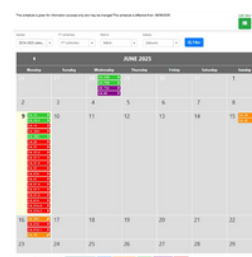
Current tests



Shortcut :
★ Finished tests
★ Current tests
★ Future tests

Filter

PT Scheme #	PT Scheme name	Test #	Month Year	Product code	Product name	Shipping date	Shipping Status	Answer before	State	Status	Form access
13	Feed	565	02/2025	003-4313	Horse feed	01/29/2025	Shipped	06/09/2025	🔒	Results sent	>
13	Feed	565	02/2025	020-1213	Soya meal	01/29/2025	Shipped	06/09/2025	🔒	Results sent	>
14	Forages	563	02/2025	023-1014	Natural meadow hay	01/29/2025	Shipped	06/09/2025	🔒	Last chance	>
17A	Grape must	25	07/2025	025-1117	Grape juice	15/07/2025	Shipped	27/07/2025	🔓	Results sent	✎

Calendar view



- **Proficiency test details:** name, matrix, important dates...
- **State:** open form  closed form 
- **Status** of the results form:
 - Empty: no data has been entered
 - In progress: some data has been entered but not submitted
 - To be sent: awaiting submission by the “Sending” manager
 - Last chance: not submitted and deadline is approaching
 - Sent: results sent to BIPEA
 - Not sent: results have not been sent to BIPEA and form is closed

Access to forms

Please note that depending on your access rights, the form will be displayed either in read-only mode, in input-only mode (without validation), or in input and validation mode.

For more information, please download the guide: [Creation of contacts and access rights configuration.](#)

BIPEA MEMBER AREA

How to enter and submit your results?

PTS details: enter the last 4 digits of your sample number and the date on which you received your sample.

Please refer to the PTS instructions.

SEND MY PROFICIENCY TESTINGS RESULTS

Scheme: PT Scheme 13 - Feed

Annual series: 2024-2025 annual series

Matrix: Production Corn draft

Laboratory: BIPEA TEST 0 NE PAS ENVOYER - 19000

Sample(s) number(s): * 11-3713 -

Sample(s) arrived on (yyyy-mm-dd): * yyyy-mm-dd

Results must arrive at Biipea before: SUNDAY, JUNE 8, 2025 (23:59 GMT + 1)

Instructions:
Participants must treat the samples for interlaboratory comparisons as they usually do, except when it is possible to customize your form by checking the "Setting" column's box and then clicking on "Save".

Sample preparation:
To prepare samples, please use the EC regulation 152/2009 or the NF EN ISO 6496 standard.

Expression of the results:
Results should be expressed compared to the raw product for all the parameters.

Additional information about your test:
Geographic origin: [formulaire/OR/IOE013/21_202505 3713 teste]

BEWARE
Only the laboratories that return a P result (AMP) and ground < 0.5 mm (BROY0.5) participate in the estimation of the assigned value of the crude cellulose by the C.E.E./NF/ISO method.
If the assigned value for the process B crude fat is > 10%, only the laboratories that performed degree participate in the estimation of the assigned value of the crude cellulose by the C.E.E./NF/ISO method.
If the assigned value of the crude fat A + B is greater than 15%, only the laboratories having performed the estimation of the assigned value.
If the assigned value of the fat content A and/or B is greater than 10%, only the laboratories that have (DELIA13 = Yes) participate in the estimation of the value assigned of the parietal constituents Van So.

Caution: New form - You can provide more than one result for some analytical parameters. For functionality guide

MOISTURE CONTENT
Method C.E.E./ISO/NF
Other methods, please specify

MOISTURE CONTENT
If you applied the "Reg. EC 152/2009" or "NF ISO 6496" method for the moisture content, please specify the temperature.

RAW ASHES

RAW PROTEIN CONTENT (N * 6.25)
Kjeldahl method

RAW PROTEIN CONTENT (N * 6.25)
Dumas method

SOLUBLE NITROGENOUS MATTERS

Select a method EAU13 1 % ☐

Other method, please specify EAU13 % ☐

TEMP13 TEMPERATURE:

Select a method CENB13 % ☐

Select a method PROT13 % ☐

NF EN ISO 16634-1 PROD13 % ☐

Biipea E 10 AN 79.12 MAS % ☐

Remarks for BIPEA:

Remarks to be published in the ILCR:

Your full name (for BIPEA)*:


Select your methods
(when multimethods are available, you can enter several results for the same criterion, but you must tick the result that will be taken into account for calculating the assigned value),

Enter your results,
(for results with decimals, it is important to enter the comma or full stop in the dark orange square)
Enter rounded results, otherwise they will be cut off.


Enter your name and remarks (if necessary),

Save and submit your results.

IMPORTANT

 **SAVE AND TRANSMIT MY RESULTS TO BIPEA**

This red **SAVE AND TRANSMIT** button will only appear for profiles with SENDING rights. Only profiles with SENDING rights can submit forms.

 **NOTIFY THE "SENDING" MANAGERS**

This yellow **NOTIFY THE "SENDING" MANAGERS** button does not allow you to submit your results. It indicates that you have a DATA ENTRY profile only. Clicking this button sends a notification to the SENDING manager asking them to submit the form. **At this stage, the form has not been submitted.**